

WEST YORKSHIRE SPINNERS

FREE
PATTERN

THE

GROFT

WILD SHETLAND

100% SHETLAND WOOL

HEATHER HAT AND SCARF
BY SARAH HATTON

Aran Roving




WILD SHETLAND


The stunning hues of Wild Shetland are inspired by the ever-changing colours found in the rugged wilderness of the Shetland Islands.

Each shade has been lovingly blended to reflect the dramatic landscapes and natural tones of this unique and breathtaking location.


100% Shetland wool is world-renowned for its fineness, warmth and strength. We are delighted to work in association with Jamieson & Smith to create this beautiful, rustic yarn.




FIRED EARTH
792



ROLLING HILLS
793



STORMY SKIES
791



TURNING TIDES
790



GENERAL INFO

TENSION

It is essential to work to the stated tension in order to achieve the desired fabric and garment size.

We suggest you knit a tension square of 22 sts and 28 rows, mark 10cm on this piece and count how many rows and sts fit within this 10cm section.

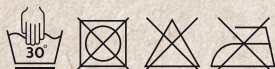
If you have fewer stitches than stated you will need to go down needle sizes until the correct tension is achieved and if you have more you will need to go up needle sizes.

FINISHING

We recommend using mattress stitch for seaming your garment. When sewing in a raglan sleeve you will match row for row. When sewing in a semi set in sleeve you need to pin the sleeve in position matching the centre of the sleeve cast off to the shoulder of the body, you will then ease the sleeve into the armhole.

Once your garment is completed it is essential to block your knitting. Pin your garment out to the size stated in the pattern. Cover with damp cloths and leave until dry.

WASHING INSTRUCTIONS



Hand wash only

ABBREVIATIONS

cont	continue
k	knit
patt	pattern
p	purl
rem	remain(ing)
rep	repeat
RS	right side
tog	together
WS	wrong side

DESIGNS: Sarah Hatton

PATTERN CHECKING: K Duckitt, Helen Birch

COPYRIGHT: The knitwear design in this pattern is copyrighted and must not be knitted for resale.

Reproduction of this pattern is protected by copyright and sold on the condition that it is used for non-commercial purposes. No part may be reproduced for resale.

WEST
YORKSHIRE
SPINNERS



Jamieson
& Smith

100% SHETLAND WOOL

ARAN ROVING



Tension 10cm/4"sq	166	182	100g Hank
	Metres	Yards	
24 rows 18 sts	<p>Hand wash only Reshape whilst damp</p>		

100% WOOL/WOLLE/LANA/LAINE/YLLE/VILLA

Made in accordance with BS984
Yorkshire, England

HEATHER HAT & SCARF

SKILL LEVEL



MEASUREMENTS

TO FIT

HAT

To fit an average size adult head

SCARF

21cm (8¼in) x approx 191cm (75in)

YARN

West Yorkshire Spinners - The Croft Wild Shetland

HAT

Stormy Skies 791 2 x 100g

SCARF

Stormy Skies 791 4 x 100g

NEEDLES

1 pair 8mm (US 11/UK 0) knitting needles.

If you wish to work the hat in the round you will also need 1 x 8mm (UK 11/US 0) circular needle 40cm (16in) in length OR 1 set 8mm (UK 11/US 0) double pointed needles.

TENSION

11 sts and 20 rows to 10cm measured over patt on 8mm needles **using two ends of yarn held together** or size needed to achieve stated tension.

It is essential to work to the stated tension to ensure success.



HAT

Worked flat

Cast on 57 sts using 1 end of A and 1 end of B held together.

These two yarns will now be worked together throughout.

Row 1 (RS): * K1, p1, rep from * to last st, k1.

Row 2: P1, * k1, p1, rep from * to end.

These 2 rows set rib.

Work 2 rows more in rib.

Cont as follows:-

Row 1: P1, * k1, p1, rep from * to end.

This row sets patt.

Working in patt throughout, cont until work meas 17cm, ending with RS facing for next row.

Shape Crown

Next row: * Patt 5, k3tog, rep from * to last st, p1. 43 sts.

Patt 3 rows.

Next row: * Patt 3, k3tog, rep from * to last st, p1. 29 sts.

Patt 1 row.

Next row: * P1, k3tog, rep from * to last st, p1. 15 sts.

Next row: (P2tog) 7 times, p1. 8 sts.

Break off yarn and thread through rem sts. Fasten off.

Join back seam.

Attach pompom if desired.

Worked in the round

Using 8mm circular needle or double pointed needles,

cast on 56 sts using 1 end of A and 1 end of B held together. Join to work in the round, being careful not to twist sts. Place marker for start of round.

These two yarns will now be worked together throughout.

Round 1: * K1, p1, rep from * to end.

This round sets rib.

Work 3 rounds more in rib.

Cont as follows:-

Round 1: * P1, k1, rep from * to end.

Round 2: * K1, p1, rep from * to end.

These 2 rounds set patt.

Working in patt throughout, cont until work meas 17cm, ending with round 2.

Shape Crown

Next round: * Patt 5, k3tog, rep from * to end. 42 sts.

Patt 3 rows.

Next round: * Patt 3, k3tog, rep from * to end. 28 sts.

Patt 1 row.

Next round: * P1, k3tog, rep from * to end. 14 sts.

Next round: (K2tog) 7 times. 8 sts.

Break off yarn and thread through rem sts. Fasten off.

Attach pompom if desired.

SCARF

Cast on 23 sts using 1 end of A and 1 end of B held together.

These two yarns will now be worked together throughout.

Row 1 (RS): K1, * k1, p1, rep from * to last 2 sts, k2.

Row 2: K1, * p1, k1, rep from * to end.

Rows 3 and 4: As rows 1 and 2.

Row 5: As row 1.

Row 6: K1, purl to last st, k1.

Row 7: * K1, p1, rep from * to last st, k1.

Rows 8 to 17: As row 7.

Row 18: K1, purl to last st, k1.

These 18 rows set patt.

Cont in patt as set until almost all of your yarn has been used, ending after row 4 of patt and with **RS** facing for next row. (If you wish to make your scarf shorter, 2 skeins (one in each colour) will work approx 105cm)

Cast off in patt.

FOLLOW US



JOIN OUR FACEBOOK COMMUNITY

 [WYS Crafter's Hub](#)

DISCLAIMER

Please note that all quantities in this pattern are based on average usage and therefore are approximate. We cannot accept responsibility for the finished garment if any other yarn than the one specified is used.

Although every effort has been made to ensure that instructions are correct, West Yorkshire Spinners cannot accept any liabilities. Owing to photography and printing restrictions the colour reproduction is matched as closely as possible to the yarn.



WEST YORKSHIRE SPINNERS



All patterns originally included in The Croft Shetland Tweed pattern collection book

FP0007



UNIT 2, AIREDALE PARK, ROYD INGS AVENUE, KEIGHLEY, WEST YORKSHIRE BD21 4DG
(0)1535 664500 SALES@WYSPINNERS.COM WYSPINNERS.COM